


GT & Prototype Challenge SPA RACING FESTIVAL Race 2

Analysis

Personal Best Session Best B Crossing the finish line in pit lane

Lap	Time	Sector 1	Sector 2	Sector 3	T. Spd	Elapsed	Lap	Time	Sector 1	Sector 2	Sector 3	T. Spd	Elapsed
101	Daan MEIJER NL JR Motorsport Mercedes AMG SLS GT3						12	2:39.505	44.171	1:13.889	41.445	245.2	41:10.777
1	7:57.294	5:40.828	1:11.471	1:04.995	213.3	7:57.294	13	2:40.060	44.114	1:15.058	40.888	239.2	43:50.837
2	4:36.842	1:42.231	2:06.630	47.981	80.6	12:34.136	14	2:42.834	44.297	1:17.027	41.510	226.2	46:33.671
3	2:29.844	42.363	1:09.826	37.655	246.3	15:03.980	15	2:40.371	43.826	1:15.496	41.049	244.1	49:14.042
4	2:29.607	42.185	1:08.928	38.494	253.8	17:33.587	16	2:39.909	44.182	1:14.969	40.758	253.2	51:53.951
5	2:28.361	42.245	1:08.286	37.830	225.8	20:01.948	17	2:42.878	44.401	1:16.108	42.369	227.2	54:36.829
6	2:28.934	42.294	1:08.415	38.225	252.6	22:30.882	18	2:41.400	44.452	1:15.882	41.066	227.2	57:18.229
7	2:27.592	41.898	1:08.157	37.537	255.0	24:58.474	19	2:40.275	44.324	1:14.848	41.103	240.3	59:58.504
8	2:28.126	42.047	1:08.497	37.582	253.8	27:26.600	20	2:40.156	43.914	1:15.017	41.225	238.7	1:02:38.660
9	2:36.805 B	42.021	1:08.508	46.276	249.1	30:03.405	21	2:38.885	43.944	1:14.585	40.356	252.6	1:05:17.545
10	3:53.385	2:06.382	1:08.657	38.346	239.2	33:56.790	188	Laurent/Eric COCHARD/BAZONNET Team Roscar Porsche 997 Cup 2008					
11	2:29.762	42.139	1:09.340	38.283	244.6	36:26.552	1	8:18.549	5:49.780	1:21.610	1:07.159	163.2	8:18.549
12	2:29.267	42.138	1:09.093	38.036	250.8	38:55.819	2	4:30.713	1:39.993	2:03.945	46.775	90.8	12:49.262
13	2:30.442	43.165	1:09.463	37.814	246.8	41:26.261	3	2:47.587	49.962	1:15.265	42.360	187.2	15:36.849
14	2:29.279	42.420	1:08.815	38.044	249.7	43:55.540	4	2:44.442	47.138	1:15.405	41.899	200.3	18:21.291
15	2:30.938	41.891	1:09.769	39.278	253.8	46:26.478	5	2:45.795	46.642	1:16.763	42.390	184.6	21:07.086
16	2:30.994	42.627	1:10.452	37.915	236.6	48:57.472	6	2:41.722	46.415	1:14.114	41.193	193.2	23:48.808
17	2:32.770	44.411	1:09.952	38.407	235.1	51:30.242	7	2:43.688	45.644	1:15.307	42.737	198.5	26:32.496
18	2:32.151	42.839	1:09.793	39.519	232.0	54:02.393	8	2:50.023 B	45.477	1:14.295	50.251	219.8	29:22.519
19	2:32.542	43.071	1:10.542	38.929	241.3	56:34.935	9	4:10.738	2:14.783	1:14.647	41.308	195.6	33:33.257
20	2:32.990	42.579	1:11.068	39.343	250.8	59:07.925	10	2:40.630	46.000	1:14.129	40.501	198.8	36:13.887
21	2:32.461	43.626	1:10.050	38.785	232.5	1:01:40.386	11	2:40.134	45.848	1:13.634	40.652	203.7	38:54.021
22	2:32.463	42.601	1:10.885	38.977	207.2	1:04:12.849	12	2:41.362	45.805	1:14.791	40.766	211.6	41:35.383
173	Berry VAN ELK NL BlueBerry Racing Mosler MT900R GT3						13	2:39.197	45.598	1:13.313	40.286	215.4	44:14.580
1	8:16.563	5:50.023	1:20.021	1:06.519	148.2	8:16.563	14	2:38.208	45.075	1:12.996	40.137	212.1	46:52.788
2	4:25.474	1:39.331	2:03.874	42.269	75.7	12:42.037	15	2:38.453	45.031	1:12.906	40.516	216.7	49:31.241
3	2:33.222	42.687	1:11.989	38.546	207.2	15:15.259	16	2:39.765	45.313	1:13.955	40.497	217.6	52:11.006
4	2:29.170	42.249	1:09.374	37.547	206.4	17:44.429	17	2:38.130	45.255	1:12.753	40.122	211.2	54:49.136
5	2:28.543	41.372	1:09.138	38.033	218.9	20:12.972	18	2:37.667	44.957	1:12.453	40.257	215.4	57:26.803
6	2:27.771	41.317	1:09.302	37.152	220.7	22:40.743	19	2:37.281	44.967	1:12.570	39.744	213.3	1:00:04.084
7	2:27.829	41.254	1:08.553	38.022	231.0	25:08.572	20	2:37.574	44.975	1:12.419	40.180	220.2	1:02:41.658
8	2:34.443 B	41.887	1:08.391	44.165	214.2	27:43.015	21	2:36.535	44.468	1:12.449	39.618	222.5	1:05:18.193
9	4:28.641	2:38.419	1:12.035	38.187	204.5	32:11.656	189	Jean Pierre/Jean Charles LEVASSEUR/ Team Roscar Porsche 997 Cup 2008					
10	2:30.933	43.182	1:09.974	37.777	219.8	34:42.589	1	8:11.220	5:48.172	1:19.324	1:03.724	170.9	8:11.220
11	2:34.817	43.664	1:13.177	37.976	198.8	37:17.406	2	4:41.245	1:39.757	2:08.236	53.252	80.3	12:52.465
12	2:29.064	41.341	1:08.652	39.071	223.9	39:46.470	3	2:47.618	48.202	1:17.371	42.045	187.2	15:40.083
13	2:28.772	41.167	1:10.259	37.346	230.6	42:15.242	4	2:43.871	46.652	1:15.198	42.021	227.2	18:23.954
14	2:30.368	41.443	1:10.906	38.019	217.6	44:45.610	5	2:44.141	45.179	1:16.530	42.432	199.6	21:08.095
15	2:45.868 B	42.117	1:12.267	51.484	209.6	47:31.478	6	2:42.333	45.303	1:15.659	41.371	207.6	23:50.428
187	Jean Jacques LEGA Team Roscar Porsche 997 Cup 2011						7	2:43.581	44.726	1:15.159	43.696	207.6	26:34.009
1	8:08.913	5:47.664	1:18.551	1:02.698	205.2	8:08.913	8	2:45.546	45.553	1:16.635	43.358	215.9	29:19.555
2	4:37.486	1:40.641	2:08.112	48.733	80.4	12:46.399	9	2:54.617 B	45.294	1:16.331	52.992	212.1	32:14.172
3	2:46.138	46.140	1:18.137	41.861	209.2	15:32.537	10	5:03.027	3:10.517	1:12.836	39.674	237.6	37:17.199
4	2:43.223	44.333	1:15.447	43.443	244.1	18:15.760	11	2:34.738	43.981	1:11.444	39.313	236.1	39:51.937
5	2:42.040	44.953	1:14.726	42.361	227.6	20:57.800	12	2:35.073	43.210	1:12.589	39.274	232.0	42:27.010
6	2:41.810	44.705	1:15.329	41.776	240.3	23:39.610	13	2:35.769	44.037	1:12.298	39.434	234.5	45:02.779
7	2:50.379 B	44.734	1:15.021	50.624	231.0	26:29.989	14	2:35.489	43.751	1:12.484	39.254	231.5	47:38.268
8	3:59.853	2:03.530	1:15.149	41.174	235.1	30:29.842	15	2:34.638	43.350	1:12.053	39.235	233.5	50:12.906
9	2:41.916	44.731	1:15.185	42.000	240.3	33:11.758	16	2:35.703	44.042	1:12.036	39.625	248.0	52:48.609
10	2:40.706	44.238	1:15.195	41.273	249.7	35:52.464	17	2:35.915	43.472	1:12.285	40.158	250.8	55:24.524
11	2:38.808	44.208	1:14.186	40.414	243.0	38:31.272	18	2:36.238	43.579	1:12.721	39.938	245.7	58:00.762
							19	2:36.449	43.879	1:12.972	39.598	245.7	1:00:37.211
							20	2:36.785	43.790	1:12.983	40.012	249.7	1:03:13.996



GT & Prototype Challenge SPA RACING FESTIVAL

Race 2

Analysis

■ Personal Best ■ Session Best B Crossing the finish line in pit lane

Lap	Time	Sector 1	Sector 2	Sector 3	T. Spd	Elapsed
21	2:37.173	43.805	1:13.383	39.985	245.7	1:05:51.169

191 David/Denis DEFAUX/BARON						
Team Roscar			Porsche 996 Cup 2004			
1	8:16.926	5:49.781	1:20.584	1:06.561	174.5	8:16.926
2	4:32.907	1:39.677	2:04.548	48.682	78.3	12:49.833
3	2:48.194	47.321	1:17.324	43.549	218.9	15:38.027
4	2:47.503	48.733	1:16.724	42.046	205.6	18:25.530
5	2:45.187	46.797	1:16.306	42.084	211.2	21:10.717
6	2:45.092	47.352	1:15.976	41.764	213.3	23:55.809
7	2:44.644	47.037	1:15.835	41.772	207.6	26:40.453
8	2:45.144	46.526	1:16.159	42.459	211.6	29:25.597
9	2:45.010	47.024	1:15.600	42.386	205.2	32:10.607
10	2:54.662 B	47.834	1:15.473	51.355	213.7	35:05.269
11	4:42.316	2:44.014	1:15.862	42.440	210.4	39:47.585
12	2:59.858	46.840	1:30.749	42.269	226.2	42:47.443
13	2:45.247	46.822	1:16.127	42.298	218.5	45:32.690
14	2:45.081	46.780	1:16.503	41.798	210.0	48:17.771
15	2:45.404	47.693	1:15.587	42.124	221.6	51:03.175
16	2:59.562	59.558	1:17.432	42.572	207.6	54:02.737
17	2:47.423	47.421	1:17.677	42.325	221.6	56:50.160
18	2:49.135	48.069	1:18.085	42.981	218.0	59:39.295
19	2:46.472	47.050	1:16.702	42.720	222.5	1:02:25.767
20	2:46.281	47.174	1:16.784	42.323	222.0	1:05:12.048

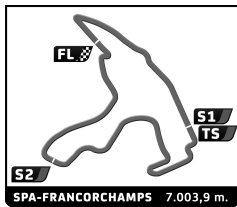
193 Thierry/Marc GENETIER/PERALDI						
Team Roscar			Porsche Cayman GT4 CS 2017			
1	8:11.574	5:48.877	1:19.054	1:03.643	185.9	8:11.574
2	4:36.910	1:40.423	2:07.765	48.722	83.9	12:48.484
3	2:44.529	47.356	1:15.228	41.945	228.1	15:33.013
4	2:42.847	46.370	1:14.065	42.412	227.2	18:15.860
5	2:42.681	45.951	1:14.042	42.688	237.6	20:58.541
6	2:38.906	45.543	1:12.621	40.742	234.5	23:37.447
7	2:39.055	45.672	1:12.586	40.797	236.6	26:16.502
8	2:48.207 B	45.957	1:13.530	48.720	235.6	29:04.709
9	4:41.176	2:40.945	1:17.757	42.474	208.4	33:45.885
10	2:45.519	46.647	1:17.140	41.732	216.3	36:31.404
11	2:44.128	46.317	1:16.141	41.670	224.3	39:15.532
12	2:44.178	46.393	1:16.264	41.521	233.0	41:59.710
13	2:42.546	45.917	1:14.860	41.769	236.1	44:42.256
14	2:44.694	46.025	1:16.728	41.941	209.2	47:26.950
15	2:44.255	45.913	1:16.719	41.623	226.7	50:11.205
16	2:43.618	47.083	1:15.053	41.482	206.8	52:54.823
17	2:43.128	46.113	1:14.797	42.218	233.5	55:37.951
18	2:45.617	46.437	1:16.947	42.233	236.6	58:23.568
19	2:46.226	46.374	1:17.069	42.783	236.1	1:01:09.794
20	2:48.575	47.001	1:18.846	42.728	235.6	1:03:58.369

194 Régis REGO DE SEBES						
Team Roscar			Porsche 991 Cup 2014			
1	8:04.588	5:44.325	1:17.550	1:02.713	208.0	8:04.588
2	4:38.954	1:41.884	2:07.374	49.696	80.2	12:43.542
3	2:42.739	45.658	1:16.074	41.007	213.3	15:26.281
4	2:42.688	45.797	1:15.912	40.979	207.2	18:08.969
5	2:43.819	45.683	1:15.456	42.680	213.3	20:52.788
6	2:41.802	46.172	1:15.185	40.445	198.8	23:34.590
7	2:41.431	45.597	1:14.406	41.428	223.0	26:16.021

Lap	Time	Sector 1	Sector 2	Sector 3	T. Spd	Elapsed
8	2:39.602	45.098	1:13.977	40.527	220.2	28:55.623
9	2:41.879	45.010	1:15.016	41.853	210.8	31:37.502
10	2:48.528 B	45.399	1:14.652	48.477	203.3	34:26.030
11	4:17.265	2:19.340	1:16.823	41.102	217.2	38:43.295
12	2:40.284	44.932	1:14.764	40.588	215.9	41:23.579
13	2:42.314	45.456	1:16.150	40.708	193.8	44:05.893
14	2:53.231 B	44.842	1:18.020	50.369	239.2	46:59.124

195 Guy HELIOU						
Team Roscar			Saleen S7R			
1	8:11.967	5:49.573	1:18.826	1:03.568	158.2	8:11.967
2	4:35.822	1:40.878	2:07.525	47.419	77.0	12:47.789
3	2:45.929	44.859	1:18.848	42.222	191.8	15:33.718
4	2:40.482	44.420	1:14.876	41.186	187.5	18:14.200
5	2:38.841	43.574	1:13.315	41.952	200.3	20:53.041
6	2:38.876	44.825	1:14.065	39.986	180.0	23:31.917
7	2:37.805	44.266	1:13.607	39.932	202.2	26:09.722
8	2:52.232 B	45.291	1:13.983	52.958	193.2	29:01.954
9	3:49.245	1:56.156	1:12.604	40.485	196.7	32:51.199
10	2:37.843	43.906	1:13.709	40.228	210.0	35:29.042
11	2:36.360	43.655	1:12.690	40.015	207.2	38:05.402
12	2:36.752	44.063	1:12.541	40.148	201.4	40:42.154
13	2:37.662	43.898	1:13.717	40.047	203.7	43:19.816
14	2:37.093	43.930	1:13.275	39.888	210.4	45:56.909
15	2:36.691	43.527	1:12.955	40.209	208.8	48:33.600
16	2:36.178	43.689	1:12.756	39.733	201.8	51:09.778
17	2:40.355	44.130	1:14.725	41.500	175.6	53:50.133
18	2:36.794	44.553	1:12.080	40.161	172.3	56:26.927
19	2:34.778	43.521	1:11.545	39.712	210.0	59:01.705
20	2:36.296	44.774	1:11.975	39.547	211.6	1:01:38.001
21	2:38.303	44.501	1:13.484	40.318	201.4	1:04:16.304

197 Thomas WINKLER						
Team Roscar			Porsche 997 GT3 Cup			
1	7:59.786	5:41.739	1:14.221	1:03.826	216.7	7:59.786
2	4:39.718	1:41.514	2:06.473	51.731	79.0	12:39.504
3	2:36.699	43.862	1:13.267	39.570	224.3	15:16.203
4	2:36.199	43.613	1:13.034	39.552	216.7	17:52.402
5	2:35.276	43.416	1:12.607	39.253	227.6	20:27.678
6	2:36.253	43.470	1:12.486	40.297	226.7	23:03.931
7	2:35.198	43.662	1:12.295	39.241	233.5	25:39.129
8	2:35.849	43.528	1:12.227	40.094	237.6	28:14.978
9	2:35.772	43.385	1:12.370	40.017	227.2	30:50.750
10	2:35.143	43.410	1:12.214	39.519	229.6	33:25.893
11	2:45.409 B	44.182	1:13.052	48.175	233.5	36:11.302
12	4:06.728	2:12.604	1:13.374	40.750	225.8	40:18.030
13	2:36.252	43.602	1:12.590	40.060	240.8	42:54.282
14	2:36.207	43.312	1:13.022	39.873	245.2	45:30.489
15	2:36.429	44.369	1:12.490	39.570	232.0	48:06.918
16	2:45.280 B	44.015	1:13.669	47.596	231.0	50:52.198
17	2:48.585	55.883	1:12.228	40.474	244.6	53:40.783
18	2:37.242	43.827	1:13.442	39.973	227.6	56:18.025
19	2:38.089	43.419	1:14.609	40.061	209.6	58:56.114
20	2:37.378	43.866	1:13.436	40.076	235.6	1:01:33.492
21	2:37.442	43.431	1:13.153	40.858	242.4	1:04:10.934




GT & Prototype Challenge SPA RACING FESTIVAL

Race 2

Analysis

■ Personal Best ■ Session Best ■ Crossing the finish line in pit lane

Lap	Time	Sector 1	Sector 2	Sector 3	T. Spd	Elapsed	Lap	Time	Sector 1	Sector 2	Sector 3	T. Spd	Elapsed		
198	Tomas/Alfred PFISTER/WINKLER						D	6	2:21.414	41.462	1:04.177	35.775	249.7	22:15.713	
	Team Roscar Porsche 997 GT3 Cup							7	2:20.043	40.831	1:03.568	35.644	251.4	24:35.756	
1	8:05.432	5:46.097	1:18.274	1:01.061	213.3	8:05.432	8	2:20.375	40.702	1:03.644	36.029	252.0	26:56.131		
2	4:40.301	1:41.919	2:07.407	50.975	80.7	12:45.733	9	2:29.802	B 42.322	1:04.535	42.945	248.0	29:25.933		
3	2:49.486	46.451	1:17.976	45.059	219.4	15:35.219	10	3:44.739	1:59.327	1:07.536	37.876	241.9	33:10.672		
4	2:47.042	45.550	1:18.596	42.896	214.2	18:22.261	11	2:24.504	42.300	1:05.582	36.622	246.8	35:35.176		
5	2:44.356	45.328	1:16.857	42.171	203.3	21:06.617	12	2:23.783	41.778	1:06.030	35.975	249.7	37:58.959		
6	2:41.901	45.130	1:15.380	41.391	200.3	23:48.518	13	2:22.865	41.495	1:05.005	36.365	248.0	40:21.824		
7	2:43.331	44.789	1:16.293	42.249	198.5	26:31.849	14	2:23.665	41.350	1:05.545	36.770	251.4	42:45.489		
8	2:41.870	44.926	1:15.147	41.797	230.1	29:13.719	15	2:23.231	41.321	1:05.080	36.830	249.1	45:08.720		
9	2:52.349	B 45.925	1:16.198	50.226	230.1	32:06.068	16	2:23.505	43.096	1:04.400	36.009	242.4	47:32.225		
10	4:47.190	2:51.039	1:15.685	40.466	218.9	36:53.258	17	2:21.512	41.207	1:04.612	35.693	251.4	49:53.737		
11	2:44.323	45.900	1:16.494	41.929	208.8	39:37.581	18	2:20.944	40.954	1:04.302	35.688	249.1	52:14.681		
12	2:46.950	46.148	1:18.360	42.442	210.4	42:24.531	19	2:20.125	40.859	1:03.577	35.689	252.0	54:34.806		
13	2:47.404	47.863	1:16.702	42.839	203.7	45:11.935	20	2:20.300	40.996	1:03.583	35.721	253.2	56:55.106		
14	2:46.516	47.660	1:16.837	42.019	208.0	47:58.451	21	2:22.095	42.604	1:03.692	35.799	245.2	59:17.201		
15	2:44.705	45.714	1:17.354	41.637	208.8	50:43.156	22	2:20.985	40.934	1:04.091	35.960	252.6	1:01:38.186		
16	2:44.562	46.226	1:16.309	42.027	224.8	53:27.718	23	2:21.590	41.614	1:03.888	36.088	251.4	1:03:59.776		
17	2:45.244	46.030	1:17.229	41.985	212.1	56:12.962									
18	2:48.550	47.171	1:19.438	41.941	218.9	59:01.512									
19	2:47.100	47.053	1:17.989	42.058	217.2	1:01:48.612									
20	2:46.671	45.996	1:17.348	43.327	220.7	1:04:35.283									
203	Jakub SMIECHOWSKI						PL	222	David/Gary HAUSER/HAUSER						L
	Inter Europol Competition Ligier LMP3								Racing Experience Ligier LMP3						
1	7:50.579	5:37.871	1:07.149	1:05.559	246.8	7:50.579	1	7:50.974	5:38.540	1:07.890	1:04.544	243.0	7:50.974		
2	4:41.354	1:42.037	2:07.190	52.127	79.2	12:31.933	2	4:41.694	1:42.435	2:07.155	52.104	79.6	12:32.668		
3	2:24.878	41.939	1:06.654	36.285	245.2	14:56.811	3	2:26.067	41.955	1:07.521	36.591	248.0	14:58.735		
4	2:22.707	41.549	1:05.183	35.975	248.0	17:19.518	4	2:22.506	41.420	1:05.077	36.009	250.3	17:21.241		
5	2:21.569	41.050	1:04.563	35.956	248.5	19:41.087	5	2:21.237	41.109	1:04.318	35.810	251.4	19:42.478		
6	2:20.330	40.741	1:03.853	35.736	250.3	22:01.417	6	2:21.041	41.087	1:03.989	35.965	251.4	22:03.519		
7	2:19.944	40.668	1:03.637	35.639	249.7	24:21.361	7	2:19.882	40.834	1:03.385	35.663	251.4	24:23.401		
8	2:20.881	40.563	1:04.557	35.761	251.4	26:42.242	8	2:30.457	B 40.877	1:04.388	45.192	252.6	26:53.858		
9	2:24.191	41.524	1:05.760	36.907	252.0	29:06.433	9	3:41.988	1:59.988	1:05.863	36.137	246.3	30:35.846		
10	2:29.054	B 41.001	1:05.112	42.941	249.1	31:35.487	10	2:21.907	41.305	1:04.707	35.895	252.0	32:57.753		
11	3:37.999	1:56.639	1:05.015	36.345	247.4	35:13.486	11	2:22.907	41.084	1:06.116	35.707	253.2	35:20.660		
12	2:21.520	41.183	1:04.366	35.971	249.7	37:35.006	12	2:20.189	40.799	1:03.628	35.762	253.8	37:40.849		
13	2:20.657	40.829	1:03.910	35.918	249.1	39:55.663	13	2:20.845	41.289	1:03.731	35.825	250.8	40:01.694		
14	2:24.160	40.565	1:06.338	37.257	254.4	42:19.823	14	2:26.865	40.579	1:09.800	36.486	253.8	42:28.559		
15	2:22.205	40.812	1:05.260	36.133	251.4	44:42.028	15	2:26.228	43.001	1:07.083	36.144	238.2	44:54.787		
16	2:20.468	40.776	1:03.839	35.853	250.8	47:02.496	16	2:57.656	1:12.860	1:07.287	37.509	226.2	47:52.443		
17	2:21.484	40.617	1:04.990	35.877	252.6	49:23.980	17	2:23.660	41.515	1:05.907	36.238	250.3	50:16.103		
18	2:21.514	41.214	1:04.284	36.016	245.2	51:45.494	18	2:24.806	41.466	1:06.972	36.368	247.4	52:40.909		
19	2:20.342	40.705	1:03.815	35.822	251.4	54:05.836	19	2:22.117	41.348	1:04.720	36.049	249.7	55:03.026		
20	2:21.289	40.716	1:04.621	35.952	254.4	56:27.125	20	2:23.009	40.977	1:04.388	37.644	251.4	57:26.035		
21	2:21.513	40.805	1:04.715	35.993	253.8	58:48.638	21	2:23.055	40.988	1:05.357	36.710	252.6	59:49.090		
22	2:23.001	40.685	1:05.238	37.078	250.8	1:01:11.639	22	2:22.621	40.901	1:05.024	36.696	253.2	1:02:11.711		
23	2:23.140	41.561	1:04.954	36.625	249.7	1:03:34.779	23	2:22.208	41.010	1:04.283	36.915	249.7	1:04:33.919		
204	Martin/Pontus HIPPE/FREDRIKSSON							227	Stephane/Sam LEMERET/DEJONGHE						
	Inter Europol Competition Ligier LMP3								Equipe Vershuur Renault RS01 Trophy						
1	7:53.517	5:39.253	1:08.138	1:06.126	243.5	7:53.517	1	7:28.966	5:37.118	1:06.269	45.579	256.2	7:28.966		
2	4:43.678	1:42.166	2:07.040	54.472	80.0	12:37.195	2	4:58.057	1:45.147	2:17.989	54.921	77.1	12:27.023		
3	2:28.334	43.040	1:08.349	36.945	244.1	15:05.529	3	2:22.584	40.991	1:05.588	36.005	256.8	14:49.607		
4	2:26.059	41.594	1:08.187	36.278	249.1	17:31.588	4	2:20.756	40.481	1:04.515	35.760	259.2	17:10.363		
5	2:22.711	41.563	1:04.876	36.272	250.3	19:54.299	5	2:20.328	40.662	1:04.045	35.621	258.6	19:30.691		
							6	2:19.831	40.247	1:04.001	35.583	260.5	21:50.522		
							7	2:20.107	40.143	1:03.991	35.973	259.9	24:10.629		
							8	2:21.677	40.014	1:05.010	36.653	262.4	26:32.306		
							9	2:31.251	B 41.390	1:04.746	45.115	257.4	29:03.557		
							10	3:56.966	2:15.462	1:05.405	36.099	255.6	33:00.523		



GT & Prototype Challenge SPA RACING FESTIVAL

Race 2

Analysis

■ Personal Best ■ Session Best B Crossing the finish line in pit lane

Lap	Time	Sector 1	Sector 2	Sector 3	T. Spd	Elapsed
11	2:23.665	40.519	1:06.231	36.915	259.9	35:24.188
12	2:22.115	40.863	1:05.100	36.152	260.5	37:46.303
13	2:23.807	40.752	1:07.114	35.941	234.5	40:10.110
14	2:21.345	40.347	1:05.172	35.826	261.1	42:31.455
15	2:22.848	40.208	1:06.725	35.915	250.3	44:54.303
16	2:22.469	40.586	1:05.762	36.121	261.7	47:16.772
17	2:21.035	40.418	1:04.790	35.827	260.5	49:37.807
18	2:21.701	40.305	1:05.665	35.731	261.1	51:59.508
19	2:20.860	40.123	1:05.193	35.544	263.0	54:20.368
20	2:21.064	40.179	1:05.095	35.790	263.0	56:41.432
21	2:21.651	40.185	1:05.389	36.077	264.3	59:03.083
22	2:23.924	42.440	1:05.646	35.838	256.8	1:01:27.007
23	2:21.473	40.298	1:05.261	35.914	261.7	1:03:48.480

228 Oliver FREYMUTH D
Oliver Freymuth Renault RS01 Trophy

1	8:18.132	5:55.543	1:15.489	1:07.100	223.0	8:18.132
2	4:29.003	1:39.647	2:03.827	45.529	78.4	12:47.135
3	2:33.063	43.905	1:11.295	37.863	253.2	15:20.198
4	2:27.556	41.247	1:08.856	37.453	254.4	17:47.754
5	2:27.273	41.529	1:07.936	37.808	256.8	20:15.027
6	2:26.868	41.998	1:07.294	37.576	254.4	22:41.895
7	2:27.277	42.003	1:07.151	38.123	255.6	25:09.172
8	2:35.831 B	42.137	1:07.977	45.717	255.0	27:45.003
9	3:55.142	2:10.610	1:07.312	37.220	256.2	31:40.145
10	2:27.221	42.535	1:06.969	37.717	252.0	34:07.366
11	2:28.258	41.110	1:09.481	37.667	261.1	36:35.624
12	2:25.888	41.132	1:07.249	37.507	259.2	39:01.512
13	2:29.266	41.230	1:10.026	38.010	259.2	41:30.778
14	2:26.459	40.873	1:08.127	37.459	259.2	43:57.237
15	2:28.571	40.879	1:09.421	38.271	261.1	46:25.808
16	2:25.400	41.057	1:07.251	37.092	259.9	48:51.208
17	2:25.592	41.425	1:07.059	37.108	259.9	51:16.800
18	2:28.436	41.364	1:09.677	37.395	261.7	53:45.236
19	2:28.059	41.478	1:08.802	37.779	262.4	56:13.295
20	2:26.257	40.998	1:07.828	37.431	262.4	58:39.552
21	2:28.541	42.730	1:07.641	38.170	255.0	1:01:08.093
22	2:25.667	40.736	1:06.903	38.028	260.5	1:03:33.760

243 Roman/Joakim KRUMINS/FRID L
KEO Racing Ligier LMP3

1	8:03.868	5:42.954	1:13.143	1:07.771	226.7	8:03.868
2	4:37.521	1:41.844	2:07.308	48.369	77.9	12:41.389
3	2:35.711	43.203	1:12.851	39.657	216.3	15:17.100
4	2:34.835	43.042	1:13.162	38.631	228.6	17:51.935
5	3:00.219	42.581	1:07.904	1:09.734	245.7	20:52.154
6	2:31.104	44.263	1:08.599	38.242	236.6	23:23.258
7	2:39.208 B	43.030	1:08.801	47.377	238.7	26:02.466
8	3:54.884	2:09.587	1:07.397	37.900	238.2	29:57.350
9	2:24.596	41.544	1:05.934	37.118	245.2	32:21.946
10	2:23.542	40.967	1:05.809	36.766	250.8	34:45.488
11	2:22.249	40.846	1:05.098	36.305	248.5	37:07.737
12	2:23.109	40.933	1:05.006	37.170	251.4	39:30.846
13	2:21.927	40.876	1:04.665	36.386	249.7	41:52.773
14	2:21.941	40.970	1:04.308	36.663	249.1	44:14.714
15	2:26.870	41.040	1:08.819	37.011	250.3	46:41.584
16	2:22.772	40.813	1:05.259	36.700	252.6	49:04.356


Lap	Time	Sector 1	Sector 2	Sector 3	T. Spd	Elapsed
17	2:21.892	40.668	1:04.776	36.448	252.6	51:26.248
18	2:24.431	41.188	1:04.630	38.613	250.8	53:50.679
19	2:25.209	43.519	1:04.703	36.987	245.7	56:15.888
20	2:26.274	43.601	1:05.809	38.864	243.0	58:42.162
21	2:26.292	41.070	1:06.954	38.268	250.3	1:01:08.454
22	2:27.106	41.059	1:06.992	39.055	252.6	1:03:35.560

257 Jean-Pierre/Jean-Marc LEQUEUX/UEB L
Prime Racing Ginetta Nissan G57

1	7:56.627	5:40.768	1:10.988	1:04.871	222.0	7:56.627
2	4:40.210	1:41.981	2:06.820	51.409	82.0	12:36.837
3	2:29.168	42.017	1:09.292	37.859	224.3	15:06.005
4	2:28.069	41.459	1:08.415	38.195	219.4	17:34.074
5	2:24.279	41.541	1:06.329	36.409	237.1	19:58.353
6	2:22.413	40.922	1:05.710	35.781	250.8	22:20.766
7	2:22.095	40.540	1:05.577	35.978	249.1	24:42.861
8	2:22.016	40.626	1:05.504	35.886	251.4	27:04.877
9	2:24.427	40.915	1:07.174	36.338	256.2	29:29.304
10	2:34.059 B	42.542	1:07.121	44.396	249.1	32:03.363
11	4:01.173	2:14.114	1:09.231	37.828	231.0	36:04.536
12	2:30.596	41.516	1:11.430	37.650	231.0	38:35.132
13	2:26.396	41.702	1:07.655	37.039	246.8	41:01.528
14	2:23.856	40.565	1:06.927	36.364	256.8	43:25.384
15	2:22.762	40.288	1:06.296	36.178	245.7	45:48.146
16	2:22.997	40.738	1:06.034	36.225	259.9	48:11.143
17	2:23.588	40.199	1:06.600	36.789	256.2	50:34.731
18	2:23.204	40.764	1:06.120	36.320	239.7	52:57.935
19	2:23.804	41.863	1:05.482	36.459	258.0	55:21.739
20	2:21.042	40.121	1:05.162	35.759	264.3	57:42.781
21	2:21.496	40.182	1:05.198	36.116	262.4	1:00:04.277
22	2:21.262	39.995	1:05.363	35.904	264.3	1:02:25.539
23	2:22.087	40.007	1:05.367	36.713	263.0	1:04:47.626

290 Siegmар PFEIFER D
Powermotorsports Norma V8

1	7:28.388	5:36.498	1:06.366	45.524	253.8	7:28.388
2	4:57.896	1:44.139	2:18.884	54.873	77.3	12:26.284
3	2:21.852	40.668	1:05.782	35.402	242.4	14:48.136
4	2:20.101	39.862	1:04.976	35.263	263.0	17:08.237
5	2:19.393	39.493	1:04.659	35.241	256.2	19:27.630
6	2:18.401	39.355	1:03.966	35.080	256.2	21:46.031
7	2:19.599	40.060	1:04.449	35.090	237.1	24:05.630
8	2:23.084	40.386	1:04.615	38.083	249.7	26:28.714
9	2:34.079 B	39.751	1:06.562	47.766	237.6	29:02.793
10	4:04.583	2:24.628	1:04.050	35.905	222.5	33:07.376
11	2:20.155	39.837	1:03.771	36.547	257.4	35:27.531
12	2:19.087	39.191	1:03.967	35.929	253.8	37:46.618
13	2:20.638	40.303	1:04.973	35.362	234.0	40:07.256
14	2:21.575	40.255	1:05.234	36.086	240.3	42:28.831
15	2:22.406	41.867	1:04.624	35.915	252.6	44:51.237
16	2:20.579	39.461	1:05.453	35.665	231.0	47:11.816
17	2:19.274	39.464	1:04.090	35.720	240.8	49:31.090
18	2:19.082	39.017	1:04.627	35.438	261.7	51:50.172
19	2:19.321	39.728	1:04.208	35.385	245.2	54:09.493
20	2:18.582	39.214	1:04.368	35.000	258.6	56:28.075
21	2:22.290	41.731	1:05.424	35.135	262.4	58:50.365
22	2:20.645	39.193	1:05.289	36.163	256.2	1:01:11.010




GT & Prototype Challenge SPA RACING FESTIVAL

Race 2

Analysis

■ Personal Best ■ Session Best B Crossing the finish line in pit lane

Lap	Time	Sector 1	Sector 2	Sector 3	T. Spd	Elapsed	Lap	Time	Sector 1	Sector 2	Sector 3	T. Spd	Elapsed
23	2:21.204	39.134	1:05.813	36.257	243.5	1:03:32.214	5	2:21.509	40.929	1:03.872	36.708	249.7	19:49.935
337 Gerry/Miles HULFORD/HULFORD UK							6	2:20.767	41.060	1:03.748	35.959	250.3	22:10.702
Gerry Hulford Wolf GB08							7	2:20.312	41.136	1:03.313	35.863	249.7	24:31.014
1	8:08.112	5:46.295	1:19.595	1:02.222	204.1	8:08.112	8	2:20.364	41.082	1:03.105	36.177	249.7	26:51.378
2	4:40.383	1:40.486	2:07.538	52.359	83.7	12:48.495	9	2:23.717	41.062	1:04.976	37.679	251.4	29:15.095
3	2:47.102	47.289	1:16.204	43.609	215.4	15:35.597	10	2:32.212 B	43.064	1:05.129	44.019	245.7	31:47.307
4	2:44.895	46.493	1:17.026	41.376	225.8	18:20.492	11	3:56.634	2:14.495	1:05.888	36.251	245.2	35:43.941
5	2:43.061	47.010	1:14.205	41.846	211.2	21:03.553	12	2:21.732	41.673	1:03.644	36.415	249.1	38:05.673
6	2:42.187	46.101	1:14.083	42.003	220.2	23:45.740	13	2:23.200	43.205	1:03.620	36.375	245.2	40:28.873
7	2:42.655	47.395	1:13.270	41.990	210.8	26:28.395	14	2:22.343	41.279	1:04.167	36.897	249.7	42:51.216
8	2:53.402 B	47.159	1:13.958	52.285	222.0	29:21.797	15	2:23.083	42.446	1:04.167	36.470	245.7	45:14.299
9	4:19.087	2:27.642	1:11.675	39.770	214.2	33:40.884	16	2:26.556	45.323	1:04.669	36.564	239.7	47:40.855
10	2:33.163	45.346	1:08.551	39.266	223.4	36:14.047	17	2:21.721	41.106	1:04.380	36.235	250.3	50:02.576
11	2:29.739	44.063	1:07.312	38.364	230.1	38:43.786	18	2:21.618	41.221	1:04.061	36.336	247.4	52:24.194
12	2:32.436	44.976	1:08.928	38.532	220.7	41:16.222	19	2:22.300	41.146	1:04.274	36.880	250.8	54:46.494
13	2:28.980	43.979	1:06.971	38.030	229.1	43:45.202	20	2:23.458	41.432	1:05.122	36.904	243.0	57:09.952
14	2:27.649	43.339	1:06.084	38.226	230.1	46:12.851	21	2:27.185	42.250	1:06.434	38.501	239.2	59:37.137
15	2:27.858	43.172	1:06.573	38.113	229.1	48:40.709	22	2:24.228	42.273	1:04.874	37.081	237.6	1:02:01.365
16	2:29.404	44.062	1:06.929	38.413	227.2	51:10.113	23	2:24.455	42.400	1:04.847	37.208	236.1	1:04:25.820
17	2:29.012	43.814	1:06.732	38.466	225.8	53:39.125	396 Alain/AI BERG/BOLTON UK						
18	2:28.407	43.220	1:07.127	38.060	230.6	56:07.532	VR Motorsport Praga R1T						
19	2:27.515	43.158	1:05.872	38.485	229.6	58:35.047	1	7:59.240	5:42.093	1:12.653	1:04.494	218.5	7:59.240
20	2:29.107	44.043	1:06.571	38.493	226.7	1:01:04.154	2	4:39.028	1:41.303	2:06.355	51.370	80.8	12:38.268
21	2:32.006	43.516	1:09.713	38.777	231.0	1:03:36.160	3	2:32.498	43.717	1:10.923	37.858	240.3	15:10.766
387 Max/Robert ASCHOFF/ASCHOFF D							4	2:29.620	43.141	1:08.617	37.862	240.3	17:40.386
Max Aschhoff Praga R1T							5	2:33.224	43.095	1:09.304	40.825	240.3	20:13.610
1	7:54.878	5:40.486	1:08.099	1:06.293	241.3	7:54.878	6	2:48.099 B	47.723	1:10.959	49.417	210.8	23:01.709
2	4:42.338	1:41.993	2:07.267	53.078	81.2	12:37.216	402 Dick VAN ELK NL						
3	2:30.730	43.816	1:08.201	38.713	246.3	15:07.946	V-Max Racing Praga R1						
4	2:28.959	43.619	1:06.847	38.493	240.8	17:36.905	1	8:21.434	5:53.903	1:20.263	1:07.268	190.1	8:21.434
5	2:26.523	43.074	1:06.153	37.296	245.7	20:03.428	2	4:29.379	1:39.685	2:03.274	46.420	77.2	12:50.813
6	2:28.038	42.795	1:06.830	38.413	245.2	22:31.466	3	2:48.385	48.816	1:16.542	43.027	208.8	15:39.198
7	2:27.468	42.432	1:07.419	37.617	246.8	24:58.934	4	2:46.684	48.610	1:15.868	42.206	210.0	18:25.882
8	2:34.398 B	42.566	1:07.871	43.961	245.7	27:33.332	5	2:59.319	1:02.214	1:14.749	42.356	205.2	21:25.201
9	4:04.788	2:20.082	1:06.205	38.501	238.7	31:38.120	6	2:42.203	47.579	1:13.172	41.452	206.0	24:07.404
10	2:30.451	44.716	1:07.507	38.228	225.3	34:08.571	7	2:45.723	48.759	1:12.300	44.664	207.6	26:53.127
11	2:29.373	42.955	1:07.601	38.817	244.6	36:37.944	8	2:51.115 B	48.413	1:12.945	49.757	205.2	29:44.242
12	2:24.807	42.550	1:05.372	36.885	246.8	39:02.751	9	4:11.410	2:17.656	1:12.544	41.210	202.9	33:55.652
13	2:28.534	42.167	1:08.209	38.158	247.4	41:31.285	10	2:43.981	49.069	1:12.773	42.139	206.4	36:39.633
14	2:26.837	42.448	1:06.878	37.511	248.0	43:58.122	11	2:57.633	47.714	1:12.559	57.360	206.8	39:37.266
15	2:28.914	42.046	1:07.708	39.160	248.5	46:27.036	12	2:46.470	48.748	1:14.611	43.111	205.6	42:23.736
16	2:27.321	42.533	1:07.514	37.274	248.5	48:54.357	13	2:45.112	47.908	1:13.927	43.277	206.4	45:08.848
17	2:25.992	42.323	1:05.912	37.757	246.8	51:20.349	14	2:44.573	49.333	1:12.992	42.248	202.9	47:53.421
18	2:30.529	42.149	1:06.465	41.915	250.3	53:50.878	15	2:40.328	47.540	1:11.257	41.531	206.4	50:33.749
19	2:27.857	43.648	1:06.872	37.337	236.1	56:18.735	16	2:44.312	48.220	1:12.598	43.494	203.3	53:18.061
20	2:29.253	42.762	1:08.142	38.349	247.4	58:47.988	17	2:45.268	48.208	1:14.730	42.330	204.8	56:03.329
21	2:27.873	43.721	1:06.610	37.542	247.4	1:01:15.861	18	2:45.406	48.463	1:13.839	43.104	203.3	58:48.735
22	2:27.422	42.390	1:07.693	37.339	248.5	1:03:43.283	19	2:45.650	48.890	1:14.113	42.647	204.1	1:01:34.385
388 Ales JIRASEK							20	2:49.415	47.802	1:17.688	43.925	205.2	1:04:23.800
Praga Factory Team Praga R1T							403 Wim JEURIS B						
1	7:54.269	5:39.727	1:08.008	1:06.534	241.3	7:54.269	Wim Jeuris Radical SR3L						
2	4:41.110	1:42.192	2:07.041	51.877	78.6	12:35.379	1	8:06.905	5:46.572	1:18.820	1:01.513	201.0	8:06.905
3	2:28.725	41.652	1:09.626	37.447	244.6	15:04.104	2	4:37.179	1:41.119	2:07.455	48.605	82.8	12:44.084
4	2:24.322	42.532	1:05.419	36.371	248.0	17:28.426	3	2:42.428	45.866	1:15.616	40.946	216.7	15:26.512



GT & Prototype Challenge SPA RACING FESTIVAL

Race 2

Analysis

■ Personal Best ■ Session Best **B** Crossing the finish line in pit lane

Lap	Time	Sector 1	Sector 2	Sector 3	T. Spd	Elapsed	Lap	Time	Sector 1	Sector 2	Sector 3	T. Spd	Elapsed
4	2:42.642	45.701	1:16.053	40.888	194.2	18:09.154							
5	2:53.541	44.868	1:11.172	57.501	220.2	21:02.695							
6	2:37.168	44.756	1:10.611	41.801	228.1	23:39.863							
7	2:41.426	45.576	1:14.225	41.625	230.1	26:21.289							
8	2:35.378	44.738	1:10.271	40.369	229.6	28:56.667							
9	2:49.578 B	45.063	1:14.122	50.393	230.1	31:46.245							
10	4:34.186	2:43.442	1:10.540	40.204	224.8	36:20.431							
11	2:34.610	44.831	1:09.980	39.799	229.1	38:55.041							
12	2:37.678	45.477	1:11.813	40.388	222.5	41:32.719							
13	2:34.972	44.596	1:10.660	39.716	229.1	44:07.691							
14	2:38.123	44.756	1:12.862	40.505	231.5	46:45.814							
15	2:35.087	44.728	1:10.878	39.481	228.6	49:20.901							
16	2:34.949	44.917	1:10.731	39.301	226.2	51:55.850							
17	2:33.903	44.598	1:10.094	39.211	232.5	54:29.753							
18	2:33.649	44.636	1:09.726	39.287	229.1	57:03.402							
19	2:35.765	44.838	1:10.153	40.774	230.1	59:39.167							
20	2:35.355	44.584	1:10.774	39.997	230.1	1:02:14.522							
21	2:34.898	44.320	1:10.223	40.355	228.1	1:04:49.420							

408 Daniel SCHILDGEN

V-Max Racing

Praga R1

1	8:19.537	5:52.792	1:20.003	1:06.742	172.3	8:19.537
2	4:31.767	1:40.703	2:03.360	47.704	79.3	12:51.304
3	2:48.381	48.659	1:16.980	42.742	203.3	15:39.685
4	2:47.200	49.095	1:15.558	42.547	205.2	18:26.885
5	2:44.807	49.287	1:12.960	42.560	207.2	21:11.692
6	2:45.177	47.912	1:14.688	42.577	208.4	23:56.869
7	2:44.039	47.929	1:14.751	41.359	207.2	26:40.908
8	2:54.563 B	48.425	1:14.954	51.184	207.2	29:35.471
9	4:22.409	2:29.290	1:11.170	41.949	203.7	33:57.880
10	2:44.220	47.741	1:14.723	41.756	207.2	36:42.100
11	2:41.184	47.412	1:11.454	42.318	206.4	39:23.284
12	2:43.135	49.298	1:12.263	41.574	201.0	42:06.419
13	2:44.048	47.558	1:13.891	42.599	205.2	44:50.467
14	2:51.765	54.789	1:14.313	42.663	192.8	47:42.232
15	2:43.827	48.353	1:13.599	41.875	203.7	50:26.059
16	2:42.461	48.141	1:12.804	41.516	202.2	53:08.520
17	2:42.821	47.979	1:13.135	41.707	202.2	55:51.341
18	2:43.223	48.232	1:12.902	42.089	204.8	58:34.564
19	2:48.712	49.860	1:16.484	42.368	199.9	1:01:23.276
20	2:47.184	49.989	1:13.444	43.751	201.4	1:04:10.460